

T2S CHANGE REQUEST FORM		
General Information (Origin of Request) <input type="checkbox"/> User Requirements (URD) or GUI Business Functionality Document (BFD) <input checked="" type="checkbox"/> Other User Functional or Technical Documentation (SYS)		
Request raised by: 4CB	Institute: 4CB	Date raised: 28/10/2025
Request title: Multiplex Editorial Change Request (for R2026.JUN)		Request ref. no: T2S 0863 SYS
Request type: Common	Classification: Maintenance	Urgency: Normal
1. Legal/business importance parameter¹: Medium	2. Market implementation efforts parameter: n/a	
3. Operational/Technical risk parameter: n/a	4. Financial impact parameter: No cost impact	
Requestor Category: 4CB		Status: Registered

Description of requested change:

Editorial changes regarding on UDFS, UHB and DMT File Format Specification (for R2026.JUN)

Reason for change and expected benefits/business motivation:

The editorial changes relate to either the UDFS or UHB for R2026.JUN. Their incorporation into the UDFS or UHB for R2026.JUN is required for clarifying the documentation underlying the software.

Please note that the changes referring to UDFS for R2026.JUN will also be reflected, when relevant, into the message documentation published in MyStandards.

- 1 *EUROSYSTEM UPDATE [T2S-SDD-PBR-0110, PBI-232534]: page 115 ff. (CRDM UHB-chapter 2.2.3.2 CSD Account Link – New/Edit Screen), page 401 ff. (CRDM UHB-chapter 4.3.2.19 CSD Account Link - New/Edit Screen); Overlapping validity periods of CSD Account Links.....3*
- 2 *EUROSYSTEM UPDATE [T2S-SDD-CN-0120, PBI-236768]: page 620 ff. (UHB-chapter 2.4.2.4 Inbound Files – Search/List screen), page 623 ff. (UHB-chapter 2.4.2.5 Inbound Files – Details screen), page 626 ff. (UHB-chapter 2.4.2.6 Inbound Messages – Search/List Screen), page 633 ff. (UHB-chapter 2.4.2.7 Inbound Messages – Details Screen), page 638 ff. (UHB-chapter 2.4.2.8 Outbound Files – Search/List Screen), page 641 ff. (UHB-chapter 2.4.2.9 Outbound Files – Details Screen), page 643 ff. (UHB-chapter 2.4.2.10 Outbound Messages – Search/List Screen), page 651 ff. (UHB-chapter 2.4.2.11 Outbound Messages – Details Screen); Discrepancy in Timestamp fields in File and Message screens5*
- 3 *EUROSYSTEM UPDATE [CRG-PBR-033, SDD-PBR-118, PBI-236373]: Securities Settlement Transaction Query V01 (DRAFT7semt.026.001.01) (MyStandards); Settlement instruction query with criteria 'Issuer CSD' fails to retrieve a settlement instruction.....11*
- 4 *EUROSYSTEM UPDATE [Internal Review]: page 1742 (UDFS-chapter 4.2.1 ISO 20022 Codes); Addition of CCPC [CCP Collateral] in code list "ExposureType12Code".....11*
- 5 *EUROSYSTEM UPDATE [SDD-PBR-116, PBI-235808]: Message documentation on MyStandard SecurityMaintenanceRequest (reda.007.001.01), page 53 (CRDM UHB Book 2 - chapter 2.2.2.7 New/Edit Screen), page 459 (CRDM UHB Book 2 - chapter 4.3.2.46 Security - New/Edit Screen), page 405 (CRDM UDFS – chapter 3.1.3.14 SecurityMaintenanceRequest*

¹ Legal/business importance parameter was set to 'Medium' because with these editorial changes, the readability and clarity of the Scope Defining set of Documents will be improved. Also, the technical and functional documentation will be updated to be in line with the latest version of the implementation.

	(reda.007)), page 614 (CRDM UDFS – chapter 5.1 Business Rules); Security Long and Short names must be always specified jointly.....	12
6	EUROSYSTEM UPDATE [SDD-PBR-147, PBI-235888]: page 430 (CRDM UHB Book 1 - chapter 2.3.9.3 Invoice Configuration – New/Edit Screen); The field “Amount Threshold” of BILL GUI Invoice Configuration New/Edit screen must be limited to accept values up to 99,999,999,999,000,000	14
7	EUROSYSTEM UPDATE [SDD-PBR-117, PBI-236055]: Message documentation on MyStandards ModifyStandingOrder (camt.024.001.06), page 308 (CRDM UDFS-chapter 3.1.1.1 ModifyStandingOrder (camt.024)), page 597 (CRDM UDFS-chapter 5.1 Business Rules), page 219 (CRDM UHB 2.3.2.10 Standing/Predefined Liquidity Transfer Order – New/Edit Screen), page 853 (CRDM UHB-4.3.2.103 Standing/Predefined Liquidity Transfer Order – New/Edit Screen); Enforcement of execution type for Liquidity Transfer Order	15
8	EUROSYSTEM UPDATE [SDD-PBR-119, PBI-236888]: page 844 (CRDM UHB-4.3.2.101 Standing/Predefined Liquidity Transfer Order – Search/List Screen), page 846 (CRDM UHB 4.3.2.102 Standing/Predefined Liquidity Transfer Order – Details Screen), page 849 (CRDM UHB-4.3.2.103 Standing/Predefined Liquidity Transfer Order – New/Edit Screen); Modification of business rules.....	19
9	EUROSYSTEM UPDATE [INC-459600]: page 15 ff. (DMT-chapter 3.1.2 Static Data including all respective sub-chapters); Removal of chapter 3.1.2 Static Data including all respective sub-chapters.....	20
10	EUROSYSTEM UPDATE [INC-456101]: page 395 (CRDM UDFS-chapter 3.1.3.10.3 The message in the business context [PartyStatusAdvice (reda.016)]), page 437 (CRDM UDFS-chapter 3.1.3.22.3 The message in the business context [SecuritiesAccountStatusAdvice (reda.020)]), page 451 (CRDM UDFS-chapter 3.1.3.29.3 The message in the business context [CollateralDataStatusAdvice (reda.028)]), page 471 (CRDM UDFS-chapter 3.1.3.40.3 The message in the business context [3.1.3.40 EligibleCounterpartCSDStatusAdvice (reda.044)]); Annotations update	21
11	EUROSYSTEM UPDATE [Internal review]: page 425 ff. (DWH UHB-chapter 6.1.5 SCT05 – Follow up by time slot of cash postings); Field description update	26
12	EUROSYSTEM UPDATE [CR-720 Update]: page 201 ff. (UDFS-chapter 1.4.4.4.5 Real-time settlement closure schedule), page 202 (UDFS-chapter 1.4.4.4.6 Real-time settlement closure dependencies), page 205 ff. (UDFS-chapter 1.4.4.4.7 Real-time settlement closure dependencies); Optional inbound liquidity transfer in case of negative NCB account balance at liquidity cut-off.....	27
13	EUROSYSTEM UPDATE [Internal Review]: page 1149 (UDFS-chapter 3.3.5.12.2 The T2S-specific schema), page 1413 (UDFS-chapter 4.1 Index of Business Rules and Error Codes), BRMT; adding the Business Rule “IIMP100”	32
14	EUROSYSTEM UPDATE [PBI-236768]: page 620 ff. (UHB-chapter 2.4.2.4 Inbound Files - Search/List Screen), page 623 ff. (UHB-chapter 2.4.2.5 Inbound File - Details Screen), page 626 ff. (UHB-chapter 2.4.2.6 Inbound Messages - Search/List Screen), page 633 ff. (UHB-chapter 2.4.2.7 Inbound Message - Details Screen), page 638 ff. (UHB-chapter 2.4.2.8 Outbound Files - Search/List Screen), page 641 ff. (UHB-chapter 2.4.2.9 Outbound File - Details Screen), page 643 ff. (UHB-chapter 2.4.2.10 Outbound Messages - Search/List Screen), page 651 ff. (UHB-chapter 2.4.2.11 Outbound Message - Details Screen); Editorial change.....	33
15	EUROSYSTEM UPDATE [Internal Review]: page 957 ff. (UDFS-chapter 3.3.2.5.2 Schema), page 1028 ff. (UHB-chapter 3.3.2.19.2 Schema), page 1381 ff. (UDFS-chapter 4.1 Index of Business Rules and Error Codes); BRMT; adding the Business Rule “IIMP152”; Changes to MyStandards UG for camt.009.001.08 and camt.069.001.05.....	39

- 16 **EUROSYSTEM UPDATE [CR-0807, CR-823 Update]:** page 1145 ff. (UDFS-chapter 3.3.5.10 *SecuritiesSettlementTransactionAuditTrailReportV04* (semf.022.001.04)); semf.022 reporting gap41
- 17 **EUROSYSTEM UPDATE [SDD-PBR-0123]:** (UDFS-chapter 3.3.5.13 *SecuritiesSettlementTransactionQueryResponseV01* (semf.027.001.01)); (UDFS-Chapter 3.3.5.22 *SecuritiesTransactionPenaltiesReportV01* (semf.044.001.01); semf.027/semf.044 reporting gap41
- 18 **EUROSYSTEM UPDATE [SDD-PBR-0121]:** (UHB-chapter 2.4.1.14 *Available Report – Statement of Pending Instructions -Details Screen*); (UHB-chapter 2.4.1.15 *Available Report – Statement of Pending Intra-Balance Movements – Details Screen*); (UHB-chapter 2.4.1.16 *Available Report – Statement of Pending Intra-Position Movements – Details Screen*).....42

Proposed wording for the change request:

- 1 **EUROSYSTEM UPDATE [T2S-SDD-PBR-0110, PBI-232534]:** page 115 ff. (CRDM UHB-chapter 2.2.3.2 *CSD Account Link – New/Edit Screen*), page 401 ff. (CRDM UHB-chapter 4.3.2.19 *CSD Account Link - New/Edit Screen*); Overlapping validity periods of CSD Account Links

CRDM UHB Update of field description. Introduction of business rule DAU2003.

CRDM UHB-chapter 2.2.3.2 *CSD Account Link – New/Edit Screen*, page 115

Context of Usage [...]

Field Description

CSD Account Link	
[...]	[...]
Valid to	<p>Enter or pick the date until which the CSD Account Link is valid.</p> <p>The 'Valid to' date must be equal to or later than the 'Valid from' date.</p> <p>Required format is: Date.</p> <p>References for error messages []]:</p> <ul style="list-style-type: none"> ■ DAC2003 ■ DAC2101 ■ <u>DAU2003</u> ■ DAU2029
[...]	[...]

Buttons

Submit	<p>This function enables the user to create or edit a CSD Account Link.</p> <p>References for error messages []:</p> <p>[...]</p> <p>DAU2001</p> <p><u>DAU2003</u></p> <p>DAU2020</p> <p>[...]</p>
[...]	[...]

CRDM UHB-chapter 4.3.2.19 CSD Account Link - New/Edit Screen, page 401

Context of Usage [...]

Field Description

Reference for error message	Field or Button	Error Text	Description
[...]	[...]	[...]	[...]
DAU2001	<ul style="list-style-type: none"> Investor Parent BIC field Investor Party BIC field Submit button 	Requestor not allowed	CSD Account Links can only be updated by T2S operator, CSD or External CSD. A user can update only CSD Account Links where the Investor CSD belongs to him according the hierarchical model.
DAU2003	<ul style="list-style-type: none"> <u>Valid to field</u> <u>Submit button</u> 	<u>CSD Account Link already exists</u>	<u>When performing a CSD Account Link update request, only one CSD Account Link can exist in any given moment for a given combination of Investor, Technical Issuer and CSD Participant Account. If both CSD Participant Account fields are null, the check is performed on the combination of Investor and Technical Issuer in the specified validity period.</u>
DAU2020	<ul style="list-style-type: none"> Submit button 	Unknown CSD Account Link	When performing a CSD Account Link update request, the request must refer to an existing and active instance.
[...]	[...]	[...]	[...]

2 EUROSYSTEM UPDATE [T2S-SDD-CN-0120, PBI-236768]: page 620 ff. (UHB-chapter 2.4.2.4 Inbound Files – Search/List screen), page 623 ff. (UHB-chapter 2.4.2.5 Inbound Files – Details screen), page 626 ff. (UHB-chapter 2.4.2.6 Inbound Messages – Search/List Screen), page 633 ff. (UHB-chapter 2.4.2.7 Inbound Messages – Details Screen), page 638 ff. (UHB-chapter 2.4.2.8 Outbound Files – Search/List Screen), page 641 ff. (UHB-chapter 2.4.2.9 Outbound Files – Details Screen), page 643 ff. (UHB-chapter 2.4.2.10 Outbound Messages – Search/List Screen), page 651 ff. (UHB-chapter 2.4.2.11 Outbound Messages – Details Screen); Discrepancy in Timestamp fields in File and Message screens

UHB Update of field description. There is a discrepancy between the screen display and the UHB description for the fields “Entry Timestamp” and “Delivery Timestamp” for the File and Message screens

UHB-chapter 2.4.2.4 - Inbound Files – Search/List screen, page 620 ff.

Context of Usage

This screen contains a number of search fields. By inputting the relevant data, you can search for inbound files. The search results will be displayed in a list, which is sorted by the values of the ‘Entry Timestamp Date and Time’ column in descending order (default setting). After selecting an entry, you can proceed further by clicking on the buttons below.

Field Description

Inbound Files – Search Criteria	
[...]	[...]
<u>Entry Date and Time Entry Timestamp</u> from*	<p>Enter the lower bound of the search range for the calendar date and time from which the inbound file entered the system or use the <i>calendar</i> icon.</p> <p>Required format is: YYYY-MM-DD hh:mm:ss</p> <p>Default value is the current calendar date and time.</p> <p>The '<u>Entry Date and Time Entry Timestamp</u> from' date must be earlier than or equal to the current business date and earlier than the '<u>Entry Date and Time Entry Timestamp</u> to' date.</p> <p>References for error messages: [] Error! Bookmark not defined.</p> <p> QMPC015</p> <p> QMPC073</p>
<u>Entry Date and Time Entry Timestamp</u> to*	<p>Enter the upper bound of the search range for the calendar date and time until which the inbound file entered the system or use the <i>calendar</i> icon.</p> <p>Required format is: YYYY-MM-DD hh:mm:ss</p> <p>Default value is the current calendar date and time.</p> <p>The '<u>Entry Date and Time Entry Timestamp</u> to' date must be later than the '<u>Entry Date and Time Entry Timestamp</u> from' date.</p> <p>Reference for error message: [] Error! Bookmark not defined.</p> <p>QMPC015</p>
[...]	[...]

Inbound Files – List	
Repetitive block for each business object of an inbound file	
<u>Entry Date and Time Entry Timestamp</u>	<p>Shows the calendar date and time when the inbound file entered T2S.</p> <p> Displayed format is: YYYY-MM-DD hh:mm:ss:uuuuuuuuuu</p>
[...]	[...]

UHB-chapter 2.4.2.5 - Inbound Files – Details screen, page 623 ff.

Context of Usage [...]

Field Description

Inbound Files Details Information	
Sender File Reference	Shows the identification of the original file containing the messages.

Network Service	Shows the name of the network service.
<u>Entry Date and Time</u>	Shows the calendar date and time when the file entered T2S.
<u>Entry Timestamp</u>	Displayed format is: YYYY-MM-DD hh:mm:ss:uuuuuuuuuu [...]
[...]	[...]

UHB-chapter 2.4.2.6 - Inbound Messages – Search/List Screen, page 626 ff.

Context of Usage

This screen contains a number of search fields. By inputting the relevant data, you can search for inbound messages. The search results will be displayed in a list, which is sorted by the values of the 'Entry Timestamp Date and Time' column in descending order (default setting). After selecting an entry, you can proceed further by clicking on the buttons below.

Field Description

Inbound Messages – Search Criteria	
[...]	[...]
<p><u>Entry Date and Time Entry Timestamp</u> from*</p>	<p>Enter the lower bound of the search range for the calendar date and time from which the inbound file entered the system or use the <i>calendar</i> icon.</p> <p>Required format is: YYYY-MM-DD hh:mm:ss</p> <p>Default value is the current calendar date and time.</p> <p>The '<u>Entry Date and Time Entry Timestamp</u> from' date must be earlier than or equal to the current business date and earlier than the '<u>Entry Date and Time Entry Timestamp</u> to' date.</p> <p>References for error messages: [] Error! Bookmark not defined.</p> <p>QMPC015</p> <p>QMPC073</p>
<p><u>Entry Date and Time Entry Timestamp</u> to*</p>	<p>Enter the upper bound of the search range for the calendar date and time until which the inbound file entered the system or use the <i>calendar</i> icon.</p> <p>Required format is: YYYY-MM-DD hh:mm:ss</p> <p>Default value is the current calendar date and time.</p> <p>The '<u>Entry Date and Time Entry Timestamp</u> to' date must be later than the '<u>Entry Date and Time Entry Timestamp</u> from' date.</p> <p>Reference for error message: [] Error! Bookmark not defined.</p> <p>QMPC015</p>
[...]	[...]

UHB-chapter 2.4.2.7 - Inbound Messages – Details Screen, page 633 ff.

Context of Usage

$$[\dots]$$

Field Description

Inbound Messages Details Information	
Sender File Reference	Shows the identification of the original file containing the messages.
Network Service	Shows the name of the network service.
Entry Date and Time	Shows the calendar date and time when the file entered T2S.
Entry Timestamp	Displayed format is: YYYY-MM-DD hh:mm:ss:uuuuuuuuuu
[...]	[...]

UHB-chapter 2.4.2.8 - Outbound Files – Search/List screen, page 638 ff.

Context of Usage

This screen contains a number of search fields. By inputting the relevant data, you can search for outbound files. The search results will be displayed in a list, which is sorted by the values of the 'Delivery ~~Timestamp Date and Time~~' column in descending order (default setting). After selecting an entry, you can proceed further by clicking on the buttons below.

Field Description

Outbound Files – Search Criteria	
[...]	[...]
Delivery Date and Time Delivery Timestamp from*	<p>Enter the lower bound of the search range for the date and time of the delivery or use the calendar icon. The default value is the current date – start of real-time settlement.</p> <p>Required format is: YYYY-MM-DD hh:mm:ss</p> <p>The 'Delivery Timestamp Date and Time from' date must be earlier than or equal to the current business date and earlier than the 'Delivery Timestamp Date and Time to' date.</p> <p>References for error messages [] 2442]:</p> <p>I QMPC015</p> <p>I QMPC073</p>
Delivery Date and Time Delivery Timestamp to*	<p>Enter the upper bound of the search range for the date and time of the delivery or use the calendar icon. The default value is the current date and time.</p> <p>Required format is: YYYY-MM-DD hh:mm:ss</p> <p>The 'Delivery Timestamp Date and Time to' date must be later than the 'Delivery Timestamp Date and Time from' date.</p> <p>Reference for error message [] 2442]:</p> <p>I QMPC015</p>
[...]	[...]

Outbound Files – List	
Repetitive block for each business object of an outbound file	
Delivery Timestamp Date and Time	Shows the date and time when the outbound file was delivered. Displayed format is: YYYY-MM-DD hh:mm:ss:uuuuuuuu
[...]	[...]

UHB-chapter 2.4.2.9 - Outbound Files – Details screen, page 641 ff.

Context of Usage [...]

Field Description

	Outbound Files Details Information
Delivery Timestamp Date and Time	Shows the date and time when the outbound file was delivered. Displayed format is: YYYY-MM-DD hh:mm:ss: us us us us
[...]	[...]

UHB-chapter 2.4.2.10 - Outbound Messages – Search/List Screen, page 643 ff.

Context of Usage This screen contains a number of search fields. By inputting the relevant data, you can search for subscribed outbound messages and those sent compulsory. The search result will be displayed in a list, which is sorted by the values of the 'Delivery Timestamp Date and Time' column in descending order (default setting).

Field Description

Outbound Messages – Search Criteria	
[...]	[...]

<p><u>Delivery Date and Time</u> <u>Delivery Timestamp</u> from*</p>	<p>Enter the lower bound of the search range for the date and time of the delivery or use the calendar icon. The default value is the current date – start of real-time settlement.</p> <p>Required format is: YYYY-MM-DD hh:mm:ss</p> <p>The 'Delivery <u>Timestamp</u> <u>Date and Time</u> from' date must be earlier than or equal to the current business date and earlier than the 'Delivery <u>Timestamp</u> <u>Date and Time</u> to' date.</p> <p>References for error messages [} 2442]:</p> <ul style="list-style-type: none"> QMPC015 QMPC073
<p><u>Delivery Date and Time</u> <u>Delivery Timestamp</u> to*</p>	<p>Enter the upper bound of the search range for the date and time of the delivery or use the calendar icon. The default value is the current date and time.</p> <p>Required format is: YYYY-MM-DD hh:mm:ss</p> <p>The 'Delivery <u>Timestamp</u> <u>Date and Time</u> to' date must be later than the 'Delivery <u>Timestamp</u> <u>Date and Time</u> from' date.</p> <p>Reference for error message [} 2442]:</p> <ul style="list-style-type: none"> QMPC015
<p>[...]</p>	<p>[...]</p>

Outbound Messages – List	
Repetitive block for each business object of an outbound file	
Delivery Timestamp Date and Time	Shows the date and time when the outbound file was delivered. Displayed format is: YYYY-MM-DD hh:mm:ss:µsµsµsµs
[...]	[...]

UHB-chapter 2.4.2.11 - Outbound Messages – Details Screen, page 651 ff.

Context of Usage [...]

Field Description

Outbound Messages Details Information	
Delivery Timestamp Date and Time	Shows the date and time when the file was delivered. Displayed format is: YYYY-MM-DD hh:mm:ss:uuuuuuuuuu

[...]

[...]

3 EUROSYSTEM UPDATE [CRG-PBR-033, SDD-PBR-118, PBI-236373]: Securities Settlement Transaction Query V01 (DRAFT7semt.026.001.01) (MyStandards); Settlement instruction query with criteria 'Issuer CSD' fails to retrieve a settlement instruction

A Security can have an Issuer CSD as well as different Technical Issuers. When <IssuerCSD> is used as a search criterion in the Settlement Instruction Query, the Query not only takes into account the original Issuer CSD, but also the Technical Issuers, which leads to the query not returning the expected Settlement Instructions in the semt.027 result. The issue occurs for both U2A and A2A.

Change on MyStandards

Securities Settlement Transaction Query V01 (DRAFT7semt.026.001.01)

X-Path: /Document/SciesSttlmTxQry/QryDef/SchCrit/IssrCSD:

Annotation > Notes

T2S-Mapping: Relationship 'Technical-Issuer Party Technical Identifier': Security CSD Link

4 EUROSYSTEM UPDATE [Internal Review]: page 1742 (UDFS-chapter 4.2.1 ISO 20022 Codes); Addition of CCPC [CCP Collateral] in code list "ExposureType12Code"

Addition of code CCPC [CCP Collateral] between CCIR and COMM in code list "ExposureType12Code" in T2S UDFS chapter 4.2.1 ISO 20022 Codes

- Currently, the data type of the code list is ExposureType2Code in the UDFS
- With T2S CR-809, the data type will become ExposureType12Code but only the new code UDMS will be added
- However, a code CCPC [CCP collateral] between CCIR and COMM is also specified in the code list ExposureType12Code on MyStandards
- The fact that this code CCPC is missing in the UDFS is due to a previous release when the datatype of ExposureType2Code had already been changed to ExposureType4Code on MyStandards but this change had not been implemented in the UDFS

UDFS-chapter 4.2.1 ISO 20022 Codes, page 1742

ExposureType12Code

CODE	NAME
BFWD	BondForward
CCIR	CrossCurrencyIRS
<u>CCPC</u>	<u>CCP Collateral</u>
COMM	Commodities

5 EUROSYSTEM UPDATE [SDD-PBR-116, PBI-235808]: Message documentation on MyStandard SecurityMaintenanceRequest (reda.007.001.01), page 53 (CRDM UHB Book 2 - chapter 2.2.2.7 New/Edit Screen), page 459 (CRDM UHB Book 2 - chapter 4.3.2.46 Security - New/Edit Screen), page 405 (CRDM UDFS – chapter 3.1.3.14 SecurityMaintenanceRequest (reda.007)), page 614 (CRDM UDFS – chapter 5.1 Business Rules); Security Long and Short names must be always specified jointly

CRDM Business Rule DSU1703 is introduced to include a check that Security Short Name and Security Long Name cannot be empty for a given existing and active Security Name.

Message documentation on MyStandards

Security Maintenance Request V01 (DRAFT2reda.007.001.01)

CRDM UHB Book 2-chapter 2.2.2.7, page 53

Security Name	
Valid from	<p>Enter or pick the date from which the name of the security is valid.</p> <p>This date must be later than or equal to the current date.</p> <p>This field is not available in new screen.</p> <p><u>This field is read-only in edit mode while editing the values of an existing item.</u></p> <p><u>References for error messages []:</u></p> <p><u>I DSC1027</u></p> <p><u>I DSU1005</u></p> <p><u>I DSU1006</u></p> <p><u>I DSU1007</u></p> <p><u>I DSU1009</u></p> <p>Required format is: Date.</p>
Long Name	<p>Enter the full name of the security.</p> <p><u>This field is mandatory.</u></p> <p><u>References for error messages []:</u></p> <p><u>I DSU1006</u></p> <p><u>I DSU1703</u></p> <p>Required format is: max. 350x.</p>
Security Short Name	<p>Enter the short name of the security.</p> <p><u>This field is mandatory.</u></p> <p><u>References for error messages []:</u></p> <p><u>I DSU1006</u></p> <p><u>I DSU1703</u></p> <p>Required format is: max. 35x.</p>

CRDM UHB Book 2-chapter 4.3.2.46 Security - New/Edit Screen, page 459

Reference for error message	Field or Button	Error Text	Description
<u>DSU1703</u>	<u>I Long Name field</u>	<u>Securities Short and Long Name must</u>	<u>When performing a Securities Update request, Securities Short Name and Securities Long</u>

Reference for error message	Field or Button	Error Text	Description
	I Securities Short Name field	<u>always be specified jointly.</u>	<u>Name must always be specified jointly, if any of both is updated.</u>
	I Submit button		

CRDM UDFS-chapter 3.1.3.14 SecurityMaintenanceRequest (reda.007), page 405

MESSAGE ITEM	BUSINESS RULES
ISOSecurityLongName	DSU1006
Document/SctyMntncReq/UpdTp/UpdTp/Add/FinInstrmAttrbts/ISOSctyLngNm	<u>DSU1703</u>
	IIMP137
ISOSecurityShortName	DSU1006
Document/SctyMntncReq/UpdTp/UpdTp/Add/FinInstrmAttrbts/ISOSctyShrtNm	<u>DSU1703</u>
	IIMP137
NameValidFrom	DSU1006
Document/SctyMntncReq/UpdTp/UpdTp/Add/FinInstrmAttrbts/NmVldFr	DSU1009

CRDM UDFS-chapter 5.1 Business Rules, page 614

Rule Id	Description	Inbound message	Outbound message	Reason Code	Error Text	T2 S	TIP S	RTG S	CL M	ECONS 2
<u>DSU1703</u>	<u>When performing a Securities Update request, Securities Short Name and Securities Long Name must always be specified jointly, if any of both is updated.</u>	<u>reda.007</u>	<u>reda.029</u>	<u>REJT</u>	<u>Securities Short and Long Name must always be specified jointly.</u>	<u>Yes</u>	<u>No</u>	<u>No</u>	<u>No</u>	<u>No</u>

6 EUROSYSYSTEM UPDATE [SDD-PBR-147, PBI-235888]: page 430 (CRDM UHB Book 1 - chapter 2.3.9.3 Invoice Configuration – New/Edit Screen); The field “Amount Threshold” of BILL

GUI Invoice Configuration New/Edit screen must be limited to accept values up to 99,999,999,999,000,000

The invoice configuration is used to configure billing process parameters at service and system entity level. In CRDM GUI - Invoice Configuration New/Edit Screen it is possible to set the parameter (Amount Threshold) applied to service item dependent on parameter.

NCBs must fill in the field "Amount Threshold" in invoice configurations of AS participant because this field is the parameter on which 5009 service item consumption cost calculation relies on.

The price to apply to 5009 Service Item depends on the range in which the value of "Amount Threshold" falls, indeed the AS pricing scheme are defined bands for which different prices are applied.

The last band contains all values greater than 50,000, so AS setting Amount Threshold with the maximum acceptable value by CRDM GUI (999,999,999,999,999) should be priced with the price of last band of the service item 5009.

CRDM UHB Book 1-chapter 2.3.9.3 Invoice Configuration – New/Edit Screen, page 430

Field Description

Invoice Configuration	
[...]	
Amount Threshold	<p>Enter the threshold to be considered for all fee schedules dependent on parameter (value expressed in EUR millions/day). This field is not allowed for ECB Invoice configuration.</p> <p>This field is used and modifiable only:</p> <ul style="list-style-type: none"> by CB Users for its own Invoice configuration by CB Users and ECB Users not granted with 'BILL Monitor' privilege for their Participants' Invoice configuration. <p><u>The allowed values for this field must be equal or greater than 0 and lower or equal than 99,999,999,999,000,000.</u></p> <p>This field is mandatory.</p> <p>Required format is amount.</p>
[...]	

7 EUROSYSTEM UPDATE [SDD-PBR-117, PBI-236055]: Message documentation on MyStandards ModifyStandingOrder (camt.024.001.06), page 308 (CRDM UDFS-chapter 3.1.1.1 ModifyStandingOrder (camt.024)), page 597 (CRDM UDFS-chapter 5.1 Business Rules), page 219 (CRDM UHB 2.3.2.10 Standing/Predefined Liquidity Transfer Order – New/Edit Screen), page 853

**(CRDM UHB-4.3.2.103 Standing/Predefined Liquidity Transfer Order – New/Edit Screen);
Enforcement of execution type for Liquidity Transfer Order**

Enforcement of execution type for Liquidity Transfer Order

[Message documentation on MyStandards](#)

Modify Standing Order V06 (camt.024.001.06)

[CRDM UDFS-chapter 3.1.1.1 ModifyStandingOrder \(camt.024\), page 308](#)

MESSAGE ITEM	BUSINESS RULES
[...]	
Event Type Document/ModfyStgOrdr/NewStgOrdrValSet/ExctnTp/Evt/Prtry	DCC4090 DCU4090 DCC4081 DCC4200 DCU4081 DCU4200 DCC4204 DCU4204 DCC4210 DCU4210 DCU4215
Time Document/ModfyStgOrdr/NewStgOrdrValSet/ExctnTp/Tm	DCC4090 DCU4215
Validity Period Document/ModfyStgOrdr/NewStgOrdrValSet/VldtyPrd	DCC4120 DCU4140 DCU4141 DCU4130 DCC4200 DCU4200 DCU4201 DCC4121 DCU4010 DCU4030 IIMP138

[CRDM UDFS-chapter 5.1 Business Rules, page 597](#)

Rule Id	Description	Inbound message	Outbound message	Reason Code	Error Text	T2 S	TIP S	RTG S	CL M	ECONS 2
DCU4215	When performing a Standing Liquidity Transfer Order Update request, the type of execution (Event Type, Execution	camt.024	camt.025	REJT	Invalid type of execution	Yes	No	Yes	Yes	No

Rule Id	Description	Inbound message	Outbound message	Reason Code	Error Text	T2 S	TIP S	RTG S	CL M	ECONS 2
	<u>Time, AS Procedure) cannot be changed.</u>									

CRDM UHB-chapter 2.3.2.10 Standing/Predefined Liquidity Transfer Order – New/Edit Screen, page 219

Fields
Description

Standing/Predefined Liquidity Transfer Order	
[...]	
Event Type	<p>Select the event type code that trigger the Liquidity Transfer Order.</p> <p>The field displays the subset of allowed business events for the setup of liquidity transfer orders.</p> <p>Reference for error message [{}]:</p> <ul style="list-style-type: none"> ■ DCC4081 ■ DCC4200 ■ DCC4210 ■ DCU4081 ■ DCU4200 ■ DCU4210 ■ <u>DCU4215</u> <p>The field is blank and disabled if one between the 'Execution Time' and AS Procedure" is filled in.</p> <p>This field depends on the selected debited cash account number. This field is only allowed for "Standing" and "Predefined" Order Types. It is disabled and empty otherwise.</p>
Execution Time	<p>Enter the Execution Time that trigger the Liquidity Transfer Order.</p> <p><u>Reference for error message [{}]:</u></p> <ul style="list-style-type: none"> ■ <u>DCU4215</u> <p>The field is blank and disabled if one between the 'Event Type' and AS Procedure" is filled in.</p> <p>This field is only allowed for "Standing" and "Predefined" Order Types and if the Debited Account is T2S DCA or T2S CB Account. It is disabled and empty otherwise.</p>

[...]	
AS Procedure	<p>Select the Ancillary System Procedure. Possible values:</p> <ul style="list-style-type: none"> ▮ Procedure C automated ▮ Procedure C manual ▮ Procedure D automated <p>Reference for error message []]:</p> <ul style="list-style-type: none"> ▮ DCC4201 ▮ DCU4201 ▮ <u>DCU4215</u> <p>This field is only allowed for CLM and RTGS debited account.</p> <p>This field is only allowed for "Standing" and "Predefined" Order Types. It is disabled and empty otherwise.</p>
[...]	

Buttons

Submit	<p>This function enables the user to create or edit a Liquidity Transfer Order.</p> <p>Reference for error message []]:</p> <ul style="list-style-type: none"> ▮ DCC4001 [...] ▮ DCU4210 ▮ <u>DCU4215</u> ▮ DCU4800 ▮ DCD4095 ▮ DCU4095
Reset	<p>This function enables the user to set all fields to default value and blanks out all optional fields.</p>
Cancel	<p>This function enables the user to cancel the process and return to the previous screen.</p>

CRDM UHB-chapter 4.3.2.103 Standing/Predefined Liquidity Transfer Order – New/Edit Screen, page 853

Reference for error message	Field or Button	Error Text	Description
DCU4215	<ul style="list-style-type: none"> Event Type AS Procedure Execution Time Submit button 	Invalid type of execution	When performing a Standing Liquidity Transfer Order Update request, the type of execution (Event Type, Execution Time, AS Procedure) cannot be changed.

8 EUROSYSTEM UPDATE [SDD-PBR-119, PBI-236888]: page 844 (CRDM UHB-4.3.2.101 Standing/Predefined Liquidity Transfer Order – Search/List Screen), page 846 (CRDM UHB 4.3.2.102 Standing/Predefined Liquidity Transfer Order – Details Screen), page 849 (CRDM UHB-4.3.2.103 Standing/Predefined Liquidity Transfer Order – New/Edit Screen); Modification of business rules

Modification of business rules DCC4095, DCU4095, DCD4095 that will not allow a CRDM configuration of a Rule-based zero floor Liquidity Transfer Order referencing a creditor account already used in other Liquidity Transfer with same order type. Regarding Rule-Based Floor and Rule-Based ceiling, the behaviour of CRDM is correct and only the description of the business rules must be aligned.

CRDM UHB-chapter 4.3.2.101 Standing/Predefined Liquidity Transfer Order – Search/List Screen, page 844

Reference for error message	Field or Button	Error Text	Description
DCD4095	<ul style="list-style-type: none"> Order Type field Restore button 	Floor/Ceiling configuration already exists	When performing a Rule-Based Liquidity Transfer Order Restore request, there can never be more than one floor configuration debiting <u>crediting</u> the same Cash Account, more than one zero floor configuration debiting <u>crediting</u> the same Cash Account or more than one ceiling configuration debiting <u>crediting</u> the same Cash Account over the same validity period.

CRDM UHB-chapter 4.3.2.102 Standing/Predefined Liquidity Transfer Order – Details Screen, page 846

Reference for error message	Field or Button	Error Text	Description
DCD4095	<ul style="list-style-type: none"> Order Type field Restore button 	Floor/Ceiling configuration already exists	When performing a Rule-Based Liquidity Transfer Order Restore request, there can never be more than one floor configuration debiting <u>crediting</u> the same Cash Account,

Reference for error message	Field or Button	Error Text	Description
			more than one zero floor configuration debiting <u>crediting</u> the same Cash Account or more than one ceiling configuration crediting <u>debiting</u> the same Cash Account over the same validity period.

CRDM UHB-chapter 4.3.2.103 Standing/Predefined Liquidity Transfer Order – New/Edit Screen, page 849

Reference for error message	Field or Button	Error Text	Description
DCC4095	<ul style="list-style-type: none"> Order Type field Restore button 	Floor/Ceiling configuration already exists	When performing a Rule-Based Liquidity Transfer Order Create request, there can never be more than one floor configuration debiting <u>crediting</u> the same Cash Account, more than one zero floor configuration debiting <u>crediting</u> the same Cash Account or more than one ceiling configuration crediting <u>debiting</u> the same Cash Account over the same validity period.
DCU4095	<ul style="list-style-type: none"> Order Type field Submit button 	Floor/Ceiling configuration already exists	When performing a Rule-Based Liquidity Transfer Order Create request, there can never be more than one floor configuration debiting <u>crediting</u> the same Cash Account, more than one zero floor configuration debiting <u>crediting</u> the same Cash Account or more than one ceiling configuration crediting <u>debiting</u> the same Cash Account over the same validity period.

9 EUROSISTEM UPDATE [INC-459600]: page 15 ff. (DMT-chapter 3.1.2 Static Data including all respective sub-chapters); Removal of chapter 3.1.2 Static Data including all respective sub-chapters

[CR-820] DMT File Format Specification not updated, removal of the section.

DMT File Format Specification-chapter 3.1.2 Static Data, page 15 ff.

Deletion of the following chapter:

- 3.1.2 Static Data
 - 3.1.2.1 Party Reference Data – New
 - 3.1.2.2 Technical Address Network Service Link - New
 - 3.1.2.3 Additional Party Market Specific Attributes - New
 - 3.1.2.4 Securities Account - New
 - 3.1.2.5 Additional Securities Account Market Specific Attributes - New
 - 3.1.2.6 Securities - New

- 3.1.2.7 Securities Market Specific Attributes - New
- 3.1.2.8 Investor CSD Security Restrictions – New
- 3.1.2.9 CSD Account Link - New
- 3.1.2.10 Securities CSD Link - New
- 3.1.2.11 CMB Securities Account Links - New
- 3.1.2.12 User - New
- 3.1.2.13 Roles - New
- 3.1.2.14 Secured Group - New
- 3.1.2.15 Grant Roles - New
- 3.1.2.16 Grant System Privilege - New
- 3.1.2.17 Grant Object Privilege - New
- 3.1.2.18 Grant Object Privilege (Secured Group) - New
- 3.1.2.19 Message Subscription Rule Set - New
- 3.1.2.20 Message Subscription Rule - New
- 3.1.2.21 Restriction Type - New
- 3.1.2.22 Restriction Type Rule - New
- 3.1.2.23 Conditional Securities Delivery Rule Set - New
- 3.1.2.24 Conditional Securities Delivery Rule - New
- 3.1.2.25 Report Configuration - New
- 3.1.2.26 Eligible Counterpart CSD - New
- 3.1.2.27 Certificate Distinguished Name
- 3.1.2.28 User Certificate Distinguished Name Link
- 3.1.2.29 Restrictions on Securities Account – New
- 3.1.2.30 Restrictions on T2S Dedicated Cash Accounts – New
- 3.1.2.31 Euro Foreign Exchange Reference Rate - New

10 EUROSYSTEM UPDATE [INC-456101]: page 395 (CRDM UDFS-chapter 3.1.3.10.3 The message in the business context [PartyStatusAdvice (reda.016)]), page 437 (CRDM UDFS-chapter 3.1.3.22.3 The message in the business context [SecuritiesAccountStatusAdvice (reda.020)]), page 451 (CRDM UDFS-chapter 3.1.3.29.3 The message in the business context [CollateralDataStatusAdvice (reda.028)]), page 471 (CRDM UDFS-chapter 3.1.3.40.3 The message in the business context [3.1.3.40 EligibleCounterpartCSDStatusAdvice (reda.044)]); Annotations update

Annotation update for rejection and queueing of messages
--

CRDM UDFS-chapter 3.1.3.10.3 The message in the business context [PartyStatusAdvice (reda.016)], page 395

3.1.3.10.3 The message in business context [reda.016]

Usage Case: Rejected

This message usage describes a party status advice message sent by CRDM when a maintenance request has been rejected.

Specific message content

Field for Status is filled with rejection code "REJT".

MESSAGE ITEM	UTILISATION
Status Document/PtyStsAdv/PtySts/Sts	Fixed value "REJT"
ProprietaryStatusReason Document/PtyStsAdv/PtySts/StsRsn/Rsn/Prtry	Details for reason Fixed value "REJT"
<u>AdditionalInformation</u> <u>Document/PtyStsAdv/PtySts/StsRsn/AddtlInf</u>	<u>Error description</u>

Usage case example: *PartyStatusRejected_example.xml*

In this example processing for a party creation request sent with reference "SAMPLEPARTYCRE" has been rejected. Thus the sender originating the maintenance request is notified with the status advice.

Usage Case: Queued

This message usage describes a party status advice message sent by CRDM when a maintenance request has been queued.

Specific message content

Field for Status is filled with rejection code "QUED".

MESSAGE ITEM	UTILISATION
Status Document/PtyStsAdv/PtySts/Sts	Fixed value "QUED"
StatusProprietaryReason Document/PtyStsAdv/PtySts/StsRsn/Rsn/Prtry	Details for reason Fixed value "QUED"
<u>AdditionalInformation</u> <u>Document/PtyStsAdv/PtySts/StsRsn/AddtlInf</u>	<u>Details for queueing</u>

Usage case example: *PartyStatusQueued_example.xml*

In this example processing for a party update request sent with reference "SAMPLEPARTYUPD" has been queued. Thus the sender originating the maintenance request is notified with the status advice.

Usage Case: Completed

CRDM UDFS-chapter 3.1.3.22.3 The message in the business context [SecuritiesAccountStatusAdvice (reda.020)]], page 437

3.1.3.22.3 The message in business context

Usage Case: Rejected

This message usage describes a securities account status advice message sent by CRDM when a maintenance request has been rejected.

Specific message requirements

Field for Status is filled with rejection code "REJT".

MESSAGE ITEM	UTILISATION
Status	Fixed value "REJT"
Document/SciesAcctStsAdv/SciesAcctSts/Sts	
Status ProprietaryReason	Details for reason
Document/SciesAcctStsAdv/SciesAcctSts/StsRsn/Rsn/Prtry	Fixed value "REJT"
<u>AdditionalInformation</u>	<u>Error description</u>
Document/SciesAcctStsAdv/SciesAcctSts/StsRsn/AddtlInf	

Usage case example: *SecuritiesAccountUpdateRejected_example.xml*

In this example processing for a securities account creation request sent with reference "SAMPLET2SCRESAC" has been rejected. Thus the sender originating the request is notified with the status advice.

Usage Case: Queued

This message usage describes a securities account status advice message sent by CRDM when a maintenance request has been queued.

Specific message requirements

Field for Status is filled with rejection code "QUED".

MESSAGE ITEM	UTILISATION
Status	Fixed value "QUED"
Document/SciesAcctStsAdv/SciesAcctSts/Sts	
Status ProprietaryReason	Details for reason
Document/SciesAcctStsAdv/SciesAcctSts/StsRsn/Rsn/Prtry	Fixed value "QUED"
<u>AdditionalInformation</u>	<u>Details for queueing</u>
Document/SciesAcctStsAdv/SciesAcctSts/StsRsn/AddtlInf	

Usage case example: *SecuritiesAccountUpdateQueued_example.xml*

In this example processing for a securities account update request sent with reference "SAMPLET2SSACUPD" has been queued. Thus the sender originating the request is notified with the status advice.

CRDM UDFS-chapter 3.1.3.29.3 The message in the business context [CollateralDataStatusAdvice (reda.028)],
page 451

3.1.3.29.3 The message in business context

Usage Case: Rejected

This message usage describes a collateral data status advice message sent by CRDM when a collateral data maintenance request has been rejected.

Specific message requirements

Field for Status is filled with rejection code "REJT".

MESSAGE ITEM	UTILISATION
Status	Fixed value "REJT"
Document/CollDataStsAdvc/StsRsn/Sts	
<u>ProprietaryReason</u>	<u>Details for reason</u>
Document/CollDataStsAdvc/StsRsn/Rsn/ <u>Rsn/Prtry</u>	<u>Fixed value "REJT"</u>
<u>AdditionalInformation</u>	<u>Error description</u>
Document/CollDataStsAdvc/StsRsn/Rsn/ <u>AddtlInf</u>	

Usage case example: *CollateralDataUpdateRejected_example.xml*

In this example processing for a close link creation request sent with reference "SAMPLET2SCLOSELI" has been rejected. Thus the sender originating the request is notified with the status advice.

Usage Case: Queued

This message usage describes a collateral data status advice message sent by CRDM when a collateral data maintenance request has been queued.

Specific message requirements

Field for Status is filled with rejection code "QUED".

MESSAGE ITEM	UTILISATION
Status	Fixed value "QUED"
Document/CollDataStsAdvc/StsRsn/Sts	
<u>ProprietaryReason</u>	<u>Details for reason</u>
Document/CollDataStsAdvc/StsRsn/Rsn/ <u>Rsn/Prtry</u>	<u>Fixed value "QUED"</u>
<u>AdditionalInformation</u>	<u>Details for queueing</u>
Document/CollDataStsAdvc/StsRsn/Rsn/ <u>AddtlInf</u>	

Usage case example: *CollateralDataUpdateQueued_example.xml*

In this example processing for an eligible securities creation request sent with reference "SAMPLET2SELIGSEC" has been queued. Thus the sender originating the request is notified with the status advice.

CRDM UDFS-chapter 3.1.3.40.3 The message in the business context [3.1.3.40 EligibleCounterpartCSDStatusAdvice (reda.044)], page 471

3.1.3.40.3 The message in business context

Usage Case: Rejected

This message usage describes an eligible counterpart CSD status advice message sent by CRDM when an eligible counterpart CSD maintenance request has been rejected.

Specific message requirements

Field for Status is filled with rejection code "REJT".

MESSAGE ITEM	UTILISATION
Status	Fixed value "REJT"
Document/ElgblCntrptCSDStsAdvc/StsRsn/Sts	
<u>ProprietaryReason</u>	<u>Fixed value "REJT"</u>
<u>Document/ElgblCntrptCSDStsAdvc/StsRsn/Rsn/Rsn/Prtry</u>	
<u>AdditionalInformation</u>	<u>Error description</u>
<u>Document/ElgblCntrptCSDStsAdvc/StsRsn/Rsn/AddtlInf</u>	

Usage case example: *EligibleCounterpartCSDUpdateRejected_example.xml*

In this example processing for an eligible counterpart CSD creation request sent with reference "SAMPLET2SELGCSD" has been rejected. Thus the sender originating the request is notified with the status advice.

Usage Case: Queued

This message usage describes an eligible counterpart CSD status advice message sent by CRDM when an eligible counterpart CSD maintenance request has been queued.

Specific message requirements

Field for Status is filled with rejection code "QUED".

MESSAGE ITEM	UTILISATION
Status	Fixed value "QUED"
Document/ElgblCntrptCSDStsAdvc/StsRsn/Sts	
<u>ProprietaryReason</u>	<u>Details for reason</u>

MESSAGE ITEM	UTILISATION
/Document/ElgblCntrptCSDStsAdvC/StsRsn/Rsn/Rsn/Prtry	Fixed value "QUED"
AdditionalInformation	Details for queueing
Document/ElgblCntrptCSDStsAdvC/StsRsn/Rsn/AddtlInf	

Usage case example: *EligibleCounterpartCSDUpdateQueued_example.xml*

In this example processing for an eligible counterpart CSD creation request sent with reference "SAMPLET2SELGCSD" has been queued. Thus the sender originating the request is notified with the status advice.

11 EUROSISTEM UPDATE [Internal review]: page 425 ff. (DWH UHB-chapter 6.1.5 SCT05 – Follow up by time slot of cash postings); Field description update

Update of Field Description

DWH UHB-chapter 6.1.5 SCT05 – Follow up by time slot of settlement activity, page 425 ff

SCT05 – Follow-up by time slot of cash postings – Output Screen	
Balance type	<p>Shows the balance type for which the cash postings are displayed from the possible values:</p> <ul style="list-style-type: none"> Earmarking Blocking CoSD blocking Deliverable Reservation <p>For origin = "Liquidity Transfer", only balance type = Deliverable" is possible.</p>
Origin	<p>Shows the posting origin for which the cash postings are displayed from the possible values:</p> <ul style="list-style-type: none"> Settlement instructions Settlement restrictions Liquidity transfers (only balance type "Deliverable") Total for all types
Debit/ <u>Credit</u>	The aggregation within origin of the cash postings on the debited/ <u>credited</u> side
<u>Credit</u>	The aggregation within origin of the cash postings on the credited side

Total (per balance type / origin)	The sums of 'Volume' and 'Amount' across 'Debit' and 'Credit' per column, within origin.
<u>Volume</u>	
Time slots: <ul style="list-style-type: none"> 1st NTS cycle Last NTS cycle RT1 before intraday DVP cut-off RT2 before EOD intraday credit reimbursement RT3 before EOD intraday FOP cut-off RT4 after intraday FOP cut-off 	The aggregation within debit/credit/total of all cash postings found for each designated time-slot.
Volume	The aggregated number of cash postings are displayed for each balance type, origin and debit/credit/total within each of the above time slots.
Amount	The aggregated amount of cash postings are displayed for each balance type, origin and debit/credit/total within each of the above time slots.
<u>Amount</u>	
Total (per balance type): <ul style="list-style-type: none"> Total earmarking Total blocking Total COSD blocking Total deliverable Total reservation 	The sums of 'Volume' and 'Amount' across 'Debit' and 'Credit' per column, over all origins within balance type.
Total (final)	The sums of 'Volume' and 'Amount' across 'Debit' and 'Credit' per column, over all balance types.

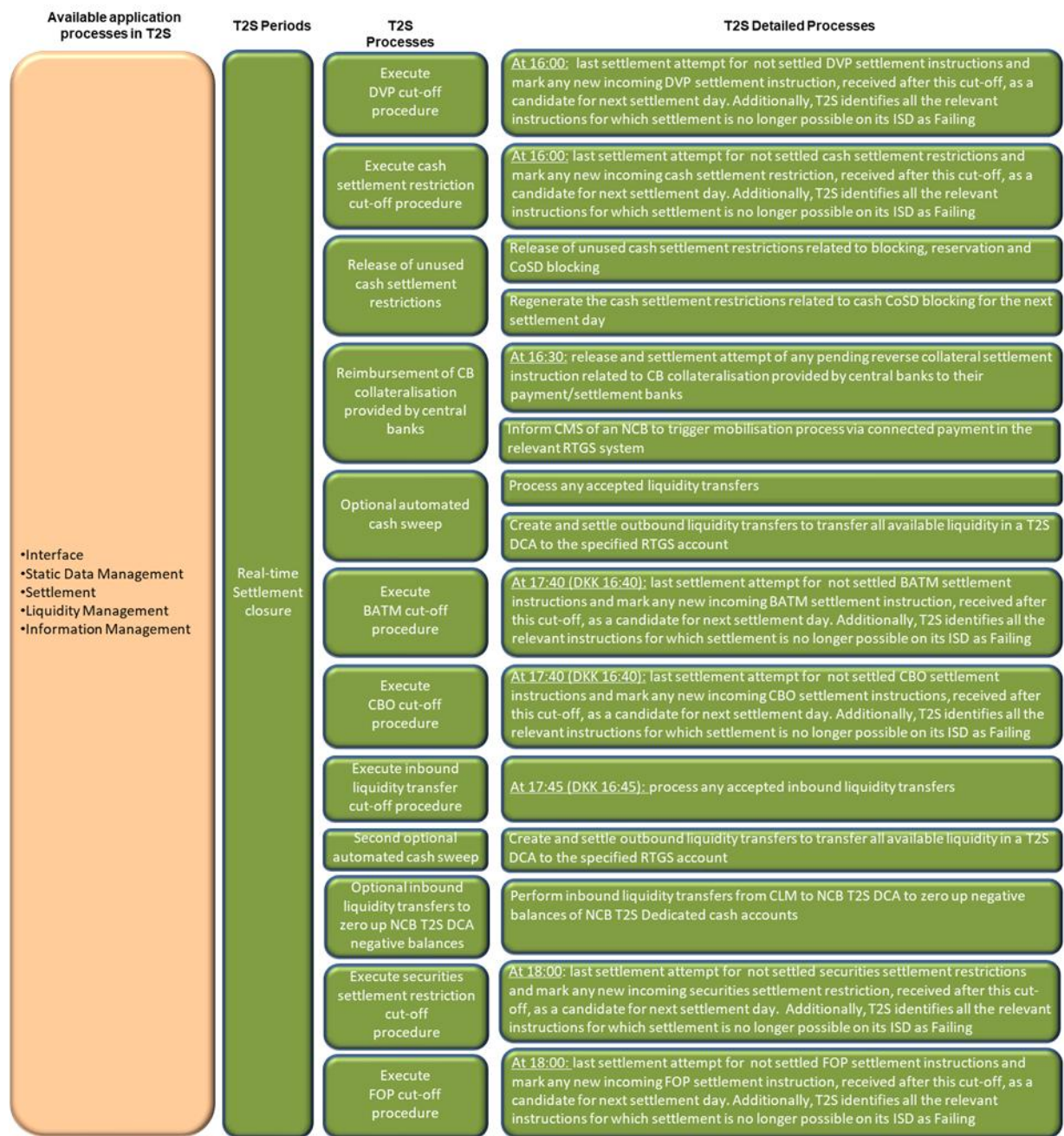
dependencies), page 205 ff. (UDFS–chapter 1.4.4.4.7 Real-time settlement closure dependencies);
Optional inbound liquidity transfer in case of negative NCB account balance at liquidity cut-off

Editorial changes

UDFS-chapter 1.4.4.4.5 Real-time settlement closure schedule, page 201

Update of diagram 49:

DIAGRAM 49 – REAL-TIME SETTLEMENT CLOSURE SCHEDULE



Update of diagram 50:

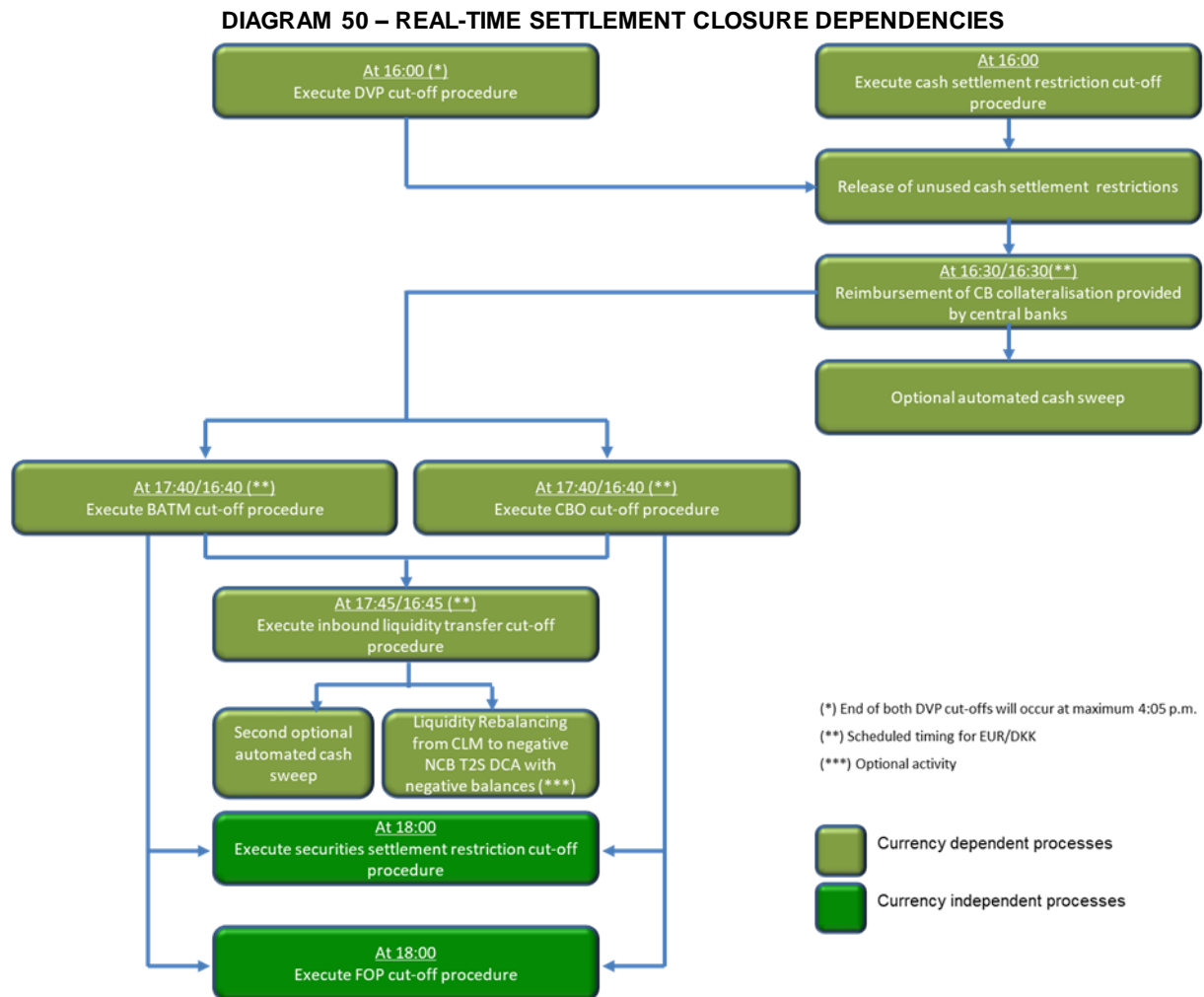


TABLE 47 - DEPENDENCIES DURING THE REAL-TIME SETTLEMENT CLOSURE

T2S DETAILED PROCESSES	DEPENDENCIES	
	TYPE OF DEPENDENCY	DESCRIPTION
[...]	[...]	[...]
Execute incoming liquidity transfer cut-off procedure	BATM cut-off completed and CBO cut-off completed And Time: 17:45 (DKK 16:45)	This process starts after the completion of the execution of BATM and CBO cut-off procedures. In addition this process does not start before 17:45. In case of emergency situations a change of incoming liquidity transfers cut-off is only possible according to a process to be defined in the T2S MOP.

<u>Second optional automated cash sweep</u>	Inbound liquidity transfer cut-off completed	This process starts after the completion of the execution of inbound liquidity transfer cut-off procedures.
<u>Liquidity rebalancing from CLM to NCB T2S dedicated cash accounts with negative balances</u>	<u>Inbound liquidity transfer cut-off completed</u>	<u>This process starts after the completion of the execution of inbound liquidity transfer cut-off procedures.</u>
[...]	[...]	[...]

UDFS–chapter 1.4.4.4.7 Real-time settlement closure dependencies, page 205 ff.

TABLE 48 - PROCESSES DURING THE REAL-TIME SETTLEMENT CLOSURE

T2S PROCESSES	DESCRIPTION OF THE PROCESSES
[...]	[...]
Reimbursement of CB collateralisation provided by central banks	<p>T2S performs the following during the automatic reimbursement process:</p> <ul style="list-style-type: none"> ! T2S releases all “hold” reverse collateral Settlement Instructions linked to CB collateralisation (i.e “hold” reverse collateral Settlement Instructions generated during the process of auto-collateralisation by a payment/settlement bank with its Central Bank); ! T2S attempts the settlement of all the released reverse collateral Settlement Instructions linked to CB collateralisation with, if needed for a credit consumer: <ul style="list-style-type: none"> – Internal rebalancing of cash between its T2S DCA; – And/or, sourcing additional liquidity from its Central Bank through the creation of collateral re-location Settlement Instructions; <p>When the available amount is insufficient for the settlement of all reverse collateral instructions T2S informs the relevant CMS for an utilisation of its credit facility in the relevant RTGS system (creation of collateral relocation Settlement Instructions). In such cases, it is the responsibility of the CMS to inform the RTGS system to facilitate the update of the credit utilisation/provision of overnight credit facilities. This process is outside T2S; Note: T2S does not perform an automatic release of reverse collateral Settlement Instructions related to reimbursement of intraday client-collateralisation. In parallel, T2S performs the following:</p> <ul style="list-style-type: none"> ! Settlement of: <ul style="list-style-type: none"> – Settlement Instructions other than the ones for which cut-off is reached; – Settlement of securities Settlement Restrictions; – All liquidity transfers (i.e. inbound, internal and outbound); ! Execution of static data maintenance instructions;

	<p>I Execution of Amendment Instructions, Cancellation Instructions and Hold/Release/Partial Release Instructions;</p> <p>I Generation of reports triggered by business or time events;</p> <p>I Responses to queries received via U2A or A2A.</p>
<p><u>Second optional automated cash sweep</u></p>	<p>This period determines the start of the optional automated cash sweep based on the set-up of stand-ing liquidity transfer orders.</p> <p>T2S creates cash sweep related liquidity transfers for the remaining cash of each T2S Dedicated cash account and central bank cash accounts to transfer it to the specified RTGS account.</p> <p>In parallel, T2S performs the following:</p> <p>I Settlement of:</p> <ul style="list-style-type: none"> – Settlement Instructions other than the ones for which cut-off is reached; – Securities Settlement Restrictions; – All liquidity transfers (i.e. inbound, internal and outbound); <p>I Execution of static data maintenance instructions;</p> <p>I Execution of Amendment Instructions, Cancellation Instructions and Hold/Release Instructions;</p> <p>I Generation of reports triggered by business or time events;</p> <p>I Responses to queries received via U2A or A2A.</p>
<p><u>Liquidity rebalancing from CLM to NCB T2S dedicated cash accounts with negative balances</u></p>	<p><u>If the Central Bank has set up a Liquidity Transfer Order in CRDM, T2S triggers the rebalancing from CLM of the exact cash amount necessary to reach zero amount on the Central Bank account in T2S.</u></p> <p><u>If the liquidity cannot be transferred from CLM to T2S the affected balances exceptionally remain negative overnight.</u></p>
<p>[...]</p>	<p>[...]</p>

13 EUROSYSTEM UPDATE [Internal Review]: page 1149 (UDFS-chapter 3.3.5.12.2 The T2S-specific schema), page 1413 (UDFS-chapter 4.1 Index of Business Rules and Error Codes), BRMT; adding the Business Rule “IIMP100”

Editorial changes

UDFS-chapter 3.3.5.12.2 The T2S-specific schema > Business rules applicable to the schema, page 1149

MESSAGE ITEM	DATA TYPE/ CODE	BUSINESS RULES
QueryType Document/SciesSttlm TxQry/QryDef/QryTp	SettlementQueryType1Code	QMPC066
SearchCriteria Document/SciesSttlm TxQry/QryDef/SchCri	SettlementInstructionQueryCriteria3_1	<u>IIMP100</u>
[...]	[...]	[...]

UDFS-chapter 4.1 Index of Business Rules and Error Codes, page 1413

[...]	[...]	[...]	[...]	[...]	[...]	[...]
IIMP099	In order to ensure correct processing, it is only possible to send instructing requests within a functional file (multimessage).	head.001	sese.022	<RJCTD>	OTHR	In order to ensure correct processing, it is only possible to send instructing requests within a functional file (multimessage).
IIMP100	<u>At least one of the following selection criteria has to be specified:</u> - <u>Third Party Reference</u> - <u>Account Servicer Reference</u> - <u>Account Owner Reference</u> - <u>Unique T2S Technical Identifier of the Settlement Instruction</u> - <u>Securities Account Identifier</u> - <u>T2S Dedicated Cash Account Identifier</u> - <u>BIC and Parent BIC of Instructing Party</u> - <u>BIC and Parent BIC of Sending Party</u> - <u>BIC of Counterparty</u> - <u>ISIN.</u>	semt.026	sese.022	<Rjctd>	OTHR	<u>At least one selection criteria has to be specified. Please refer to the list of minimum selection criteria.</u>
[...]	[...]	[...]	[...]	[...]	[...]	[...]

14 **EUROSYSTEM UPDATE [PBI-236768]:** page 620 ff. (UHB-chapter 2.4.2.4 Inbound Files - Search/List Screen), page 623 ff. (UHB-chapter 2.4.2.5 Inbound File - Details Screen), page 626 ff. (UHB-chapter 2.4.2.6 Inbound Messages - Search/List Screen), page 633 ff. (UHB-chapter 2.4.2.7 Inbound Message - Details Screen), page 638 ff. (UHB-chapter 2.4.2.8 Outbound Files - Search/List

Screen), page 641 ff. (UHB-chapter 2.4.2.9 Outbound File - Details Screen), page 643 ff. (UHB-chapter 2.4.2.10 Outbound Messages - Search/List Screen), page 651 ff. (UHB-chapter 2.4.2.11 Outbound Message - Details Screen); Editorial change

Editorial changes

UHB-chapter 2.4.2.4 Inbound Files - Search/List Screen page 620 ff.

Context of Usage This screen contains a number of search fields. By inputting the relevant data, you can search for inbound files. The search results will be displayed in a list, which is sorted by the values of the 'Entry ~~Timestamp~~ ~~Date and Time~~' column in descending order (default setting). After selecting an entry, you can proceed further by clicking on the buttons below.

Screenshot *will be provided after implementation*

Field Description

Inbound Files – Search Criteria	
[...]	[...]
Entry Date and Time Entry Timestamp from*	<p>Enter the lower bound of the search range for the calendar date and time from which the inbound file entered the system or use the <i>calendar</i> icon.</p> <p>Required format is: YYYY-MM-DD hh:mm:ss</p> <p>Default value is the current calendar date and time.</p> <p>The 'Entry Date and TimeEntry Timestamp from' date must be earlier than or equal to the current business date and earlier than the 'Entry Date and TimeEntry Timestamp to' date.</p> <p>References for error messages: [} Error! Bookmark not defined.</p> <p> QMPC015</p> <p> QMPC073</p>
Entry Date and Time Entry Timestamp to*	<p>Enter the upper bound of the search range for the calendar date and time until which the inbound file entered the system or use the <i>calendar</i> icon.</p> <p>Required format is: YYYY-MM-DD hh:mm:ss</p> <p>Default value is the current calendar date and time.</p> <p>The 'Entry Date and TimeEntry Timestamp to' date must be later than the 'Entry Date and TimeEntry Timestamp from' date.</p> <p>Reference for error message: [Error! Bookmark not defined.</p> <p> QMPC015</p>
Inbound Files – List	

[illegible]

UHB-chapter 2.4.2.5 Inbound File - Details Screen page 623 ff.



Screenshot	Will be provided after implementation.
-------------------	--

Field Description	Inbound Files Details Information
Sender File Reference	Shows the identification of the original file containing the messages.
Network Service	Shows the name of the network service.
Entry Date and Time	Shows the calendar date and time when the file entered T2S.
Entry Timestamp	Displayed format is: YYYY-MM-DD hh:mm:ss-uuuuuuuu e.g., 2008-06-09 10:10:00-00000000

UHB-chapter 2.4.2.6 Inbound Messages - Search/List Screen page 626 ff.

Context of Usage This screen contains a number of search fields. By inputting the relevant data, you can search for inbound messages. The search results will be displayed in a list, which is sorted by the values of the 'Entry Timestamp Date and Time' column in descending order (default setting). After selecting an entry, you can proceed further by clicking on the buttons below.

$$[\dots]$$

Field Description	Inbound Messages – Search Criteria
[...]	[...]
Entry Date and Time <u>Entry Timestamp</u> from*	<p>Enter the lower bound of the search range for the calendar date and time from which the inbound file entered the system or use the <i>calendar</i> icon.</p> <p>Required format is: YYYY-MM-DD hh:mm:ss</p> <p>Default value is the current calendar date and time.</p> <p>The 'Entry Date and Time<u>Entry Timestamp</u> from' date must be earlier than or equal to the current business date and earlier than the 'Entry Date and Time<u>Entry Timestamp</u> to' date.</p> <p>References for error messages: [Error! Bookmark not defined.]</p> <p> QMPC015</p> <p> QMPC073</p>
Entry Date and Time <u>Entry Timestamp</u> to*	<p>Enter the upper bound of the search range for the calendar date and time until which the inbound file entered the system or use the <i>calendar</i> icon.</p> <p>Required format is: YYYY-MM-DD hh:mm:ss</p> <p>Default value is the current calendar date and time.</p> <p>The 'Entry Date and Time<u>Entry Timestamp</u> to' date must be later than the 'Entry Date and Time<u>Entry Timestamp</u> from' date.</p> <p>Reference for error message: [Error! Bookmark not defined.]</p> <p>QMPC015</p>
Inbound Messages – List	
Repetitive block for each business object of an inbound file	
Entry Date and Time <u>Entry Timestamp</u>	<p>Shows the calendar date and time when the inbound file entered T2S.</p> <p>Displayed format is: YYYY-MM-DD hh:mm:ss:μμμμμμμμ</p>
[...]	[...]

UHB-chapter
2.4.2.7 Inbound Message - Details Screen page 633 ff.

Screenshot	Will be provided after implementation.
-------------------	--

Field Description

Inbound Messages Details Information	
Sender File Reference	Shows the identification of the original file containing the messages.
Network Service	Shows the name of the network service.
Entry Date and Time	Shows the calendar date and time when the file entered T2S.
<u>Entry Timestamp</u>	Displayed format is: YYYY-MM-DD hh:mm:ss+uuuuuuuuuu

UHB-chapter 2.4.2.8 Outbound Files - Search/List Screen page 638 ff.

Context of Usage

This screen contains a number of search fields. By inputting the relevant data, you can search for outbound files. The search results will be displayed in a list, which is sorted by the values of the 'Delivery Timestamp Date and Time' column in descending order (default setting). After selecting an entry, you can proceed further by clicking on the buttons below.

Screenshot

Will be provided after implementation

Field Description

Outbound Files – Search Criteria	
[...]	[...]
<p>Delivery Date and Time</p> <p><u>Delivery Timestamp</u> from*</p>	<p>Enter the lower bound of the search range for the date and time of the delivery or use the calendar icon. The default value is the current date – start of real-time settlement.</p> <p>Required format is: YYYY-MM-DD hh:mm:ss</p> <p>The ‘<u>Delivery Timestamp</u> Date and Time from’ date must be earlier than or equal to the current business date and earlier than the ‘<u>Delivery Timestamp</u> Date and Time to’ date.</p> <p>References for error messages [] 2442]:</p> <ul style="list-style-type: none"> QMPC015 QMPC073
<p>Delivery Date and Time</p> <p><u>Delivery Timestamp</u> to*</p>	<p>Enter the upper bound of the search range for the date and time of the delivery or use the calendar icon. The default value is the current date and time.</p> <p>Required format is: YYYY-MM-DD hh:mm:ss</p> <p>The ‘<u>Delivery Timestamp</u> Date and Time to’ date must be later than the ‘<u>Delivery Timestamp</u> Date and Time from’ date.</p> <p>Reference for error message [] 2442]:</p>

Outbound Files – Search Criteria	
I	QMPC015
Outbound Files – List	
Repetitive block for each business object of an outbound file	
<u>Delivery Timestamp Date and Time</u>	Shows the date and time when the outbound file was delivered. Displayed format is: YYYY-MM-DD hh:mm:ss-uuuuuuuuuu

UHB-chapter 2.4.2.9 Outbound File - Details Screen page 641 ff.

$$[\dots]$$

Screenshot	Will be provided after implementation
-------------------	---------------------------------------

Field	Outbound File Details Information	
Description		
Delivery Timestamp Date and Time		Shows date and time when the file was delivered. Displayed format is: YYYY-MM-DD hh:mm:ss:ussussuss

UHB-chapter 2.4.2.10 Outbound Messages - Search/List Screen page 643 ff.

Context of Usage This screen contains a number of search fields. By inputting the relevant data, you can search for subscribed outbound messages and those sent compulsory. The search result will be displayed in a list, which is sorted by the values of the 'Delivery Timestamp ~~Date and Time~~' column in descending order (default setting).

Screenshot *no update needed, Screenshot is correct*

Field Description	Outbound Messages – Search Criteria	
	[...]	[...]
Delivery Date and Time <u>Delivery Timestamp</u> from*	<p>Enter the lower bound of the search range for the date and time of the delivery or use the calendar icon. The default value is the current date – start of real-time settlement.</p> <p>Required format is: YYYY-MM-DD hh:mm:ss</p>	

[illegible]

UHB-chapter 2.4.2.11 Outbound Message - Details Screen page 651 ff.

Screenshot	Will be provided after implementation
-------------------	---------------------------------------

Field Description

Outbound Messages Details Information	
Delivery Timestamp Date and Time	Shows date and time when the file was delivered. Displayed format is: YYYY-MM-DD hh:mm:ss:uuuuuuuu

Rules and Error Codes); BRMT; adding the Business Rule “IIMP152”; Changes to MyStandards UG for camt.009.001.08 and camt.069.001.05

UDFS-chapter 3.3.2.5.2 Schema, page 957

MESSAGE ITEM	DATA TYPE/ CODE	BUSINESS RULES
<u>SearchCriteria</u> <u>Document/GetLmt/MsgHdr/ReqTp/Prtry/Id</u>	<u>Exact4AlphaNumericText T2S_3</u>	<u>IIMP152</u>
[...]	[...]	[...]

UDFS-chapter 3.3.2.19.2 Schema, page 1029

MESSAGE ITEM	DATA TYPE/ CODE	BUSINESS RULES
[...]	[...]	[...]
<u>SearchCriteria</u> <u>Document/GetStgOrd/MsgHdr/ReqTp/Prtry</u>	<u>QueryTypeIdentification T2S_4</u>	<u>IIMP152</u>
[...]	[...]	[...]

UDFS-chapter 4.1 Index of Business Rules and Error Codes, page 1428

[...]	[...]	[...]	[...]	[...]	[...]	[...]	[...]
<u>IIMP152</u>		<u>The request type must be valid for the addressed service.</u>	<u>camt.009</u>	<u>Camt.010</u>		<u>REJT</u>	<u>The used request type is not valid.</u>
<u>IIMP152</u>		<u>The request type must be valid for the addressed service.</u>	<u>camt.069</u>	<u>Camt.070</u>		<u>REJT</u>	<u>The used request type is not valid.</u>
[...]	[...]	[...]	[...]	[...]	[...]	[...]	[...]

Changes to MyStandards UGs:

Get Limit V08 (camt.009.001.08)

For X-Path */Document/GetLmt/MsgHdr/ReqTp/Prtry/Id*: add Annotation to include Business Rule IIMP152:

- = **T2S-Use:** *Values not accepted by T2S: LIM1*
- = **T2S-BusinessRules:** *IIMP152*

Get Standing Order V05 (camt.069.001.05)

For X-Path */Document/GetStgOrd/MsgHdr/ReqTp/Prtry*: amend Annotation and add Business Rule IIMP152:

- **T2S-Use:**

[...]

For Total amount of standing and predefined order query (TALT): Parent BIC of the party and BIC of the party.

Values not accepted by T2S: LLIQ, LDEQ, LLSQ, SLSQ

- **T2S-BusinessRules:** IIMP011, IIMP012, IIMP013, IIMP014, IIMP015, IIMP027, IIMP028, IIMP029, IIMP152

16 EUROSYSTEM UPDATE [CR-0807, CR-823 Update]: page 1145 ff. (UDFS-chapter 3.3.5.10 SecuritiesSettlementTransactionAuditTrailReportV04 (semt.022.001.04)); semt.022 reporting gap

UDFS-chapter 3.3.5.10 SecuritiesSettlementTransactionAuditTrailReportV04 (semt.022.001.04), page 1145

3.3.5.10 SecuritiesSettlementTransactionAuditTrailReportV04¹ (semt.022.001.04)¹

¹ Between releases 2026.JUN and 2026.NOV the semt.022 will be non-compliant in case one of the reason codes PATD or PREL is reported since the securities settlement transaction audit trail report message definition will not include the PATD and PREL reason codes that were added in T2S with the 2026.JUN release. From release 2026.NOV these reason codes will be included in the semt.022 message definition, which will make the report compliant from this release.

17 EUROSYSTEM UPDATE [SDD-PBR-0123]: (UDFS-chapter 3.3.5.13 SecuritiesSettlementTransactionQueryResponseV01 (semt.027.001.01); (UDFS-Chapter 3.3.5.22 SecuritiesTransactionPenaltiesReportV01 (semt.044.001.01); semt.027/semt.044 reporting gap

UDFS-chapter 3.3.5.13 SecuritiesSettlementTransactionQueryResponseV01 (semt.027.001.01)

To include a footnote (to be removed when the codes are included in the ISO message) indicating that reasons PATD and PREL won't be reported in the semt.027 ISO:

SecuritiesSettlementTransactionQueryResponseV01 (semt.027.001.01)²

3.3.5.22 SecuritiesTransactionPenaltiesReportV01 (semt.044.001.01)

To include a footnote (to be removed when the codes are included in the ISO message) indicating that reason PATD won't be reported in the semt.044 ISO:

SecuritiesTransactionPenaltiesReportV01 (semt.044.001.01)³

² Reason codes PATD and PREL are discarded and not reported in semt.027 to prevent the ISO message from being non-schema compliant. They will be reported once they are included in the message definition.

³ Reason code PATD is discarded and not reported in semt.044 to prevent the ISO message from being not non-schema compliant. It will be reported once it is included in the message definition.

18 EUROSISTEM UPDATE [SDD-PBR-0121]: (UHB-chapter 2.4.1.14 Available Report – Statement of Pending Instructions -Details Screen); (UHB-chapter 2.4.1.15 Available Report – Statement of Pending Intra-Balance Movements – Details Screen); (UHB-chapter 2.4.1.16 Available Report – Statement of Pending Intra-Position Movements – Details Screen)

UHB-chapter 2.4.1.14 Available Report – Statement of Pending Instructions -Details Screen

Settlement Status Reason Code ⁴	Shows the reason code(s) why an instruction has a certain settlement status.
Settlement Status Reason Code Additional Information	Shows additional information on the reason code(s).

UHB-chapter 2.4.1.15 Available Report – Statement of Pending Intra-Balance Movements – Details Screen

Settlement Status Reason code ⁵	Shows the reason code(s) why an instruction has a certain settlement status.
Settlement Status Reason Information	Shows additional settlement status information.

UHB-chapter 2.4.1.16 Available Report – Statement of Pending Intra-Position Movements – Details Screen

Reason Code ⁶	Shows the code(s) of the reason why the instruction has a certain settlement status according to ISO20022.
Reason Code Description	Shows the detailed description of the reason code(s).

⁴ Up to five reason code will be shown. The new extra lines will be only display if a code is available

⁵ Up to five reason code will be shown. The new extra lines will be only display if a code is available

⁶ Up to five reason code will be shown. The new extra lines will be only display if a code is available